




H. Ayuntamiento Constitucional de Centro
ESTADO ANALÍTICO DEL EJERCICIO DEL PRESUPUESTO DE EGRESOS
CLASIFICACIÓN FUNCIONAL (Finalidad y Función)
DEL 01/01/2022 AL 30/06/2022

Concepto	Egresos					Subejercicio
	Aprobado	Ampliaciones / Reducciones	Modificado	Devengado	Pagado	
	1	2	3 = (1 + 2)	4	5	
Gobierno	1,079,584,671.79	-144,671,558.02	934,713,113.77	355,248,125.22	345,050,620.58	579,464,988.55
Coordinación de la Política de Gobierno	186,458,116.75	17,781,561.89	204,239,678.64	70,766,511.26	67,437,307.80	133,473,167.38
Asuntos Financieros y Hacendarios	320,620,952.29	-173,270,228.41	147,350,723.88	30,191,157.57	28,829,731.86	117,159,566.31
Asuntos de Orden Público y de Seguridad Interior	12,159,944.92	1,687,051.71	13,846,996.63	5,783,362.36	5,525,634.87	8,063,634.27
Otros Servicios Generales	560,345,657.83	8,930,056.79	569,275,714.62	248,507,094.03	243,257,946.05	320,768,620.59
Desarrollo Social	1,936,572,072.80	379,544,862.10	2,316,116,954.90	875,703,726.74	827,613,065.20	1,440,413,228.16
Protección Ambiental	539,019,237.40	156,946,334.11	695,965,571.51	235,799,065.41	224,437,333.42	460,166,506.10
Vivienda y Servicios a la Comunidad	1,201,748,630.93	209,036,204.70	1,410,784,835.63	560,853,355.58	528,453,634.59	649,931,480.05
Salud	29,740,319.77	3,667,898.29	33,408,218.06	10,198,580.13	9,511,008.66	23,209,637.93
Recreación, Cultura y Otras Manifestaciones Sociales	74,560,574.95	10,342,570.25	84,903,145.20	35,265,834.00	33,482,110.29	49,637,311.20
Educación	13,061,483.80	-316,303.65	12,745,180.15	5,241,025.31	4,873,251.35	7,504,154.84
Protección Social	77,869,260.53	-25,405.06	77,843,855.47	28,234,786.69	26,747,160.52	49,609,068.78
Asuntos de Orden Público	572,565.42	-106,416.54	466,148.88	111,079.62	108,566.35	355,069.26
Desarrollo Económico	72,257,814.56	2,298,117.66	74,555,932.22	25,902,273.65	23,709,533.28	48,653,658.57
Asuntos Económicos, Comerciales y Laborales en General	16,043,073.05	1,914,641.69	17,957,714.94	6,200,779.54	5,942,112.61	11,756,935.40
Agropecuaria, Sivicultura, Pesca y Caza	44,159,824.40	-260,819.33	43,899,005.07	14,038,576.40	12,396,314.95	29,660,428.67
Transporte	352,729.92	435.20	363,165.12	154,927.04	146,361.18	206,238.08
Turismo	11,692,167.19	643,859.90	12,336,047.09	5,507,990.67	5,224,744.54	6,628,056.42
Otras no Clasificadas en Funciones Anteriores	227,202,022.75	240,650,330.11	467,852,352.86	363,274,539.03	363,274,539.03	104,577,813.83
Transacciones de la Deuda Pública / Costo Financiero de la Deuda	227,202,022.75	240,650,330.11	467,852,352.86	363,274,539.03	363,274,539.03	104,577,813.83
Total del Gasto	3,315,616,581.90	477,621,771.85	3,793,238,353.75	1,620,128,664.64	1,559,647,758.09	2,173,109,689.11


CARLOS FERNANDO JUÁREZ TORRES
DIRECTOR DE PROGRAMACIÓN


YOLANDA DEL CARMEN OSUNA HUERTA
PRESIDENTA MUNICIPAL


DANIEL DUBERO CABRALES
SÍNDICO DE HACIENDA